

# BraceNBlock™ Edge

## 12" Metal Raised Bed Edging

**BraceNBlock™ Edge Metal Edging Products Allow You To Easily Handle Your Installation Needs And To Create Beautiful Landscapes With Their Innovative Advantages, Benefits, And Multiple Uses**

### BraceNBlock™ Edge 12" Raised Bed Edging



- Raised bed building is easier, faster, less laborious, and less expensive.
- Strain is reduced on your back and knees for easier care and harvest.
- Provides excellent drainage for healthier plants, less root suffocation, and less root rot.
- Raised bed gardens yield more flowers, fruits, and vegetables and add symmetry and beauty to the landscape.
- Blocks the horizontal growth of plant roots from growing into the garden bed when placed at the bed edge.
- Attractive, durable, long lasting, and sturdy.
- Easy to use and install.
- Minimal digging required.
- Flexible, bendable, and adaptable and it customizes to fit any of you personal landscape needs.
- Lightweight and easy to handle.
- Easy to cut along its length and width.
- Easy connections and splices easily with BraceNBlock™ Edge Splice Connectors, 90° Right Angle Connectors, and End Connectors.
- Easy to repair.
- Stays in place without anchor stakes.
- No support stakes needed.
- An edging to fit every landscape project.
- Contractor grade product ideal for those who want professional quality results.
- Replaces conventional edging products with its advantages, benefits, and multiple uses.

### BraceNBlock™ Edge Construction (Patented Design)



- BraceNBlock™ Edge's patented, double sided, mesh design enclosing a water permeable root blocking fabric braces soil and water; blocks plant roots, tree roots, and weeds from entering tended areas; and maintains its beauty year after year.
- BraceNBlock™ Edge provides maximum soil anchoring without the need for anchor stakes. Its unique, patented, mesh design allows it to adhere to and grab the surrounding soil and allows plant roots to grab it keeping it securely in place. It will remain symmetrically vertical in the ground without support stakes when properly installed and you get no frost heave.

### BraceNBlock™ Edge Construction (Metal)



- BraceNBlock™ Edge is made of heavy duty, double sided, galvanized metal wire mesh coated with vinyl that is durable, strong, sturdy, and long lasting yet flexible. Ultra Violet inhibitors block sun rays for maximum vinyl durability.
- Professional, heavy gauge construction and quality for all of your commercial and residential projects.
- BraceNBlock™ Edge is resistant to insects, weather, and exposure to chemicals such as plant fertilizers, insecticides, and herbicides which are normally found in gardening and agricultural settings.
- BraceNBlock™ Edge will not chip, crack, rot, rust, split, or fade at any temperature.
- BraceNBlock™ Edge's smooth edge is safe for children, adults, and pets in walking, running, and play areas.

### BraceNBlock™ Edge Construction (Root Blocking Fabric)



- BraceNBlock™ Edge uses a root blocking fabric that is permeable to water, air, oxygen, nutrients, chemicals, and fertilizers through millions of tiny holes while blocking plant roots, tree roots, and weeds and conserving soil moisture.
- A landscape edging with a built-in drainage system. Stops flooded plant beds.
- Blocks the horizontal growth of plant roots from growing into the garden bed when placed at the bed edge (ex. liriope, monkey grass, lawn grass, weeds, etc.) while allowing excellent bed drainage.
- BraceNBlock™ Edge blocks tree roots from entering garden beds when it is placed around the perimeter of the bed 12" below ground.
- Can be used vertically in pots to keep plant roots separated one from another such as herbs.
- Can be used by nurseries to keep seedling roots separated one from another.
- Weed block fabric has no dangerous chemicals to leach into the ground.

U.S. Patent Nos. 6,108,972; 6,189,263; 6,230,439; 6,270,286; And Foreign Patent Rights Pending.  
BraceNBlock™ And Logo Are Trademarks Of Solis International, Inc.  
Copyright © 2002 By Solis International, Inc. All Rights Reserved.



Please call us and visit our web site for more information on our products, pricing, and distribution.

Solis International, Inc. . Memorial City Professional Building II . 909 Frostwood, Suite 162 . Houston, Texas 77024

Telephone: (713) 827-1500 . Fax: (713) 984-1500 . Web Site: [www.BraceNBlockEdge.com](http://www.BraceNBlockEdge.com) . Email: [PatSolisMD@SolisInternationalInc.com](mailto:PatSolisMD@SolisInternationalInc.com)

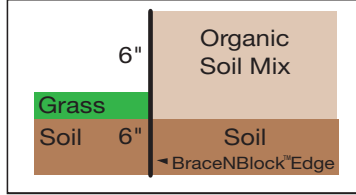



# BraceNBlock™ Edge

## 12" Metal Raised Bed Edging

**BraceNBlock™ Edge Metal Edging Products For All Of Your Landscape Needs**

### BraceNBlock™ Edge 12" Metal Raised Bed Edging



- The professional's choice in bracing garden bed soil while allowing excellent drainage, blocking tree roots from entering the bed, and without the use of anchoring stakes.
- BraceNBlock™ Edge uses a root blocking fabric that lets water, air, oxygen, nutrients, and fertilizers through while blocking plant roots, tree roots, and weeds and conserving soil moisture.
- Stops flooded plant beds for healthier plants and less root suffocation and less root rot.
- The choice for gardening experts.
- Mesh design eliminates frost heave problems without anchoring stakes and keeps the edging in the ground.
- Contractor grade product ideal for those who want professional quality results.
- Simple raised bed construction:
  - With a sharpshooter type flat spade, cut a narrow trench along the line where your edging is to be installed.
  - Place the edging into the trench with 6" of the edging below ground and 6" left above ground.
  - Use BraceNBlock™ Edge Splice Connectors, 90° Right Angle Connectors, and End Connectors if needed.
  - Backfill on both sides of the edging and tamp until firm to complete the installation.
  - Installation may be easier if the soil is dampened.
  - Add a high organic soil mix to build your elevated garden bed.

BraceNBlock™ Edge Metal Raised Bed Edging

Cat. No.	Size	Color	Ship Wt.
12MRBE	12" X 25'	Black	11 1/2 lbs

### Raised Bed Edging Accessory Products

BraceNBlock™ Edge Splice Connector to be used with the following product:

- BraceNBlock™ Edge 12" Metal Raised Bed Edging.



Cat. No.	Size	Color	Ship Wt.
12SC	16"	Black	1 lb. 1/2 oz.


Constructed out of heavy gauge, electro-galvanized metal.

Installation Instructions:

- Use the Splice Connector for splicing together the two ends of the landscape edging.
- Simply hammer the Splice Connector over the two ends of the landscape edging.
- Pack both sides of the edging with soil and press down firmly.

BraceNBlock™ Edge 90 Right Angle Connector to be used with the following product:

- BraceNBlock™ Edge 12" Metal Raised Bed Edging.



Cat. No.	Size	Color	Ship Wt.
12RAC	16"	Black	1 lb. 14 oz.


Constructed out of heavy gauge, electro-galvanized metal.

Installation Instructions:

- Use the 90° Right Angle Connector for splicing together the two ends of the landscape edging at the corners.
- Simply hammer the 90° Right Angle Connector over the two ends of the landscape edging.
- Pack both sides of the edging with soil and press down firmly.

BraceNBlock™ Edge End Connector to be used with the following product:

- BraceNBlock™ Edge 12" Metal Raised Bed Edging.



Cat. No.	Size	Color	Ship Wt.
12EC	16"	Black	6 oz.

Constructed out of heavy gauge, electro-galvanized metal.

Installation Instructions:

- Use the End Connector for securing the end of the landscape edging.
- Simply hammer the End Connector over the end of the landscape edging.
- Pack both sides of the edging with soil and press down firmly.



Please call us and visit our web site for more information on our products, pricing, and distribution.  
 Solis International, Inc. . Memorial City Professional Building II . 909 Frostwood, Suite 162 . Houston, Texas 77024  
 Telephone: (713) 827-1500 . Fax: (713) 984-1500 . Web Site: [www.BraceNBlockEdge.com](http://www.BraceNBlockEdge.com) . Email: [PatSolisMD@SolisInternationalInc.com](mailto:PatSolisMD@SolisInternationalInc.com)

