

# BraceNBlock™ Edge

## 6" Metal Landscape Edging

**BraceNBlock™ Edge Metal Edging Products Allow You To Easily Handle Your Installation Needs And To Create Beautiful Landscapes With Their Innovative Advantages, Benefits, And Multiple Uses**

### BraceNBlock™ Edge 6" Metal Landscape Edging



- Forms a clean, neat line between cement walkways and grass and between grass and garden bed areas.
- Its semi rigidity allows it to lay straight as an arrow along walkways and its flexibility allows it to form curves around decorative areas and trees.
- Mowing is easier with this straight and flexible border edging.
- Reduces the majority of "post moving" edge trimming.
- Results in low garden maintenance.
- Attractive, durable, long lasting, and sturdy.
- Easy to use and install.
- Minimal digging required.
- Flexible, bendable, and adaptable and it customizes to fit any of you personal landscape needs.
- Lightweight and easy to handle.
- Easy to cut along its length and width.
- Easy connections and splices easily with BraceNBlock™ Edge Splice Connectors, 90° Right Angle Connectors, and End Connectors.
- Easy to repair.
- Stays in place without anchor stakes.
- No support stakes needed.
- An edging to fit every landscape project.
- Contractor grade product ideal for those who want professional quality results.
- Replaces conventional edging products with its advantages, benefits, and multiple uses.

### BraceNBlock™ Edge Construction (Patented Design)



- BraceNBlock™ Edge's patented, double sided, mesh design enclosing a water permeable root blocking fabric braces soil and water; blocks plant roots, tree roots, and weeds from entering tended areas; and maintains its beauty year after year.
- BraceNBlock™ Edge provides maximum soil anchoring without the need for anchor stakes. Its unique, patented, mesh design allows it to adhere to and grab the surrounding soil and allows plant roots to grab it keeping it securely in place. It will remain symmetrically vertical in the ground without support stakes when properly installed and you get no frost heave.

### BraceNBlock™ Edge Construction (Metal)



- BraceNBlock™ Edge is made of heavy duty, double sided, galvanized metal wire mesh coated with vinyl that is durable, strong, sturdy, and long lasting yet flexible. Ultra Violet inhibitors block sun rays for maximum vinyl durability.
- Professional, heavy gauge construction and quality for all of your commercial and residential projects.
- BraceNBlock™ Edge is resistant to insects, weather, and exposure to chemicals such as plant fertilizers, insecticides, and herbicides which are normally found in gardening and agricultural settings.
- BraceNBlock™ Edge will not chip, crack, rot, rust, split, or fade at any temperature.
- BraceNBlock™ Edge's smooth edge is safe for children, adults, and pets in walking, running, and play areas.

### BraceNBlock™ Edge Construction (Root Blocking Fabric)



- BraceNBlock™ Edge uses a root blocking fabric that is permeable to water, air, oxygen, nutrients, chemicals, and fertilizers through millions of tiny holes while blocking plant roots, tree roots, and weeds and conserving soil moisture.
- A landscape edging with a built-in drainage system. Stops flooded plant beds.
- Blocks the horizontal growth of plant roots from growing into the garden bed when placed at the bed edge (ex. liriope, monkey grass, lawn grass, weeds, etc.) while allowing excellent bed drainage.
- BraceNBlock™ Edge blocks tree roots from entering garden beds when it is placed around the perimeter of the bed 12" below ground.
- Can be used vertically in pots to keep plant roots separated one from another such as herbs.
- Can be used by nurseries to keep seedling roots separated one from another.
- Weed block fabric has no dangerous chemicals to leach into the ground.

U.S. Patent Nos. 6,108,972; 6,189,263; 6,230,439; 6,270,286; And Foreign Patent Rights Pending.

BraceNBlock™ And Logo Are Trademarks Of Solis International, Inc.

Copyright © 2002 By Solis International, Inc. All Rights Reserved.

Please call us and visit our web site for more information on our products, pricing, and distribution.

Solis International, Inc. . Memorial City Professional Building II . 909 Frostwood, Suite 162 . Houston, Texas 77024

Telephone: (713) 827-1500 . Fax: (713) 984-1500 . Web Site: [www.BraceNBlockEdge.com](http://www.BraceNBlockEdge.com) . Email: [PatSolisMD@SolisInternationalInc.com](mailto:PatSolisMD@SolisInternationalInc.com)

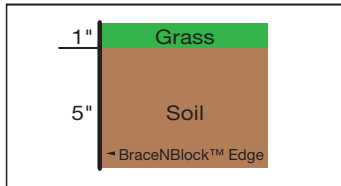



# BraceNBlock™ Edge

## 6" Metal Landscape Edging

### BraceNBlock™ Edge Metal Edging Products For All Your Landscape Needs

#### BraceNBlock™ Edge 6" Metal Landscape Edging



BraceNBlock™ Edge 6" Metal Landscape Edging

Cat. No.	Size	Color	Ship Wt.
6MLE	6" x 25'	Black	6 1/4 lbs

- Separates grass from tended areas for a neater and more easily maintained appearance.
- Easy one-time installation for all of your landscape needs:
  - Around walkways, driveways, patios, paths, and swimming pools.
  - Around shrubs and trees.
  - Permanent landscape areas.
- Permanent landscape edging.
- BraceNBlock™ Edge is a heavy gauge edging that lasts longer and gives your landscaped areas the professional touch.
- It is durable and strong yet flexible, bendable, and adaptable.
- Easy to angle and curve.
- Light weight and easy to handle.
- Easy to use, install, cut, splice, and repair.
- Easy connections and splices easily with BraceNBlock™ Edge Splice Connectors, 90° Right Angle Connectors, and End Connectors.
- No staking required as BraceNBlock™ Edge stays in place without support stakes.
- Low maintenance landscaping.
- Easy steps to a beautiful landscape area:
  - With a sharpshooter type flat spade, cut a narrow trench along the line where your edging is to be installed.
  - Use a rocking motion to create a "V" shaped trench so that 1" of the edging will be above the ground.
  - Place the edging into the trench.
  - Use BraceNBlock™ Edge Splice Connectors, 90° Right Angle Connectors, and End Connectors if needed.
  - Backfill on both sides of the edging and tamp until firm to complete the installation.
  - Installation may be easier if the soil is dampened.
  - Enjoy carefree, low maintenance gardening.

#### Landscape Edging Accessory Products

BraceNBlock™ Edge Splice Connector to be used with the following product:

- BraceNBlock™ Edge 6" Metal Landscape Edging.



Cat. No.	Size	Color	Ship Wt.
6SC	10"	Black	14 1/2 oz.

BraceNBlock™ Edge 90° Right Angle Connector to be used with the following product:

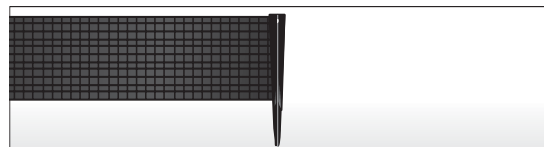
- BraceNBlock™ Edge 6" Metal Landscape Edging.



Cat. No.	Size	Color	Ship Wt.
6RAC	10"	Black	1 lb. 6 oz.

BraceNBlock™ Edge End Connector to be used with the following product:

- BraceNBlock™ Edge 6" Metal Landscape Edging.



Cat. No.	Size	Color	Ship Wt.
6EC	10"	Black	3 oz.

Constructed out of heavy gauge, electro-galvanized metal.

Installation Instructions:

- Use the Splice Connector for splicing together the two ends of the landscape edging.
- Simply hammer the Splice Connector over the two ends of the landscape edging.
- Pack both sides of the edging with soil and press down firmly.

Constructed out of heavy gauge, electro-galvanized metal.

Installation Instructions:

- Use the 90° Right Angle Connector for splicing together the two ends of the landscape edging at the corners.
- Simply hammer the 90° Right Angle Connector over the two ends of the landscape edging.
- Pack both sides of the edging with soil and press down firmly.

Constructed out of heavy gauge, electro-galvanized metal.

Installation Instructions:

- Use the End Connector for securing the end of the landscape edging.
- Simply hammer the End Connector over the end of the landscape edging.
- Pack both sides of the edging with soil and press down firmly.



Please call us and visit our web site for more information on our products, pricing, and distribution.

Solis International, Inc. . Memorial City Professional Building II . 909 Frostwood, Suite 162 . Houston, Texas 77024

Telephone: (713) 827-1500 . Fax: (713) 984-1500 . Web Site: [www.BraceNBlockEdge.com](http://www.BraceNBlockEdge.com) . Email: [PatSolisMD@SolisInternationalInc.com](mailto:PatSolisMD@SolisInternationalInc.com)

